



Dear retailer,

Selling paysafecard is incredibly straightforward! paysafecard is a tried and tested payment method that allows customers to pay safely and simply online - as if they were using cash.

You can quickly and conveniently generate paysafecard vouchers at your sales till or terminal in the same area as other prepaid payment methods, mobile cards and prepaid products.

A paysafecard voucher is as safe and practical as cash - and just as valuable! For this reason, you should never pass on the 16-digit PIN over the phone.



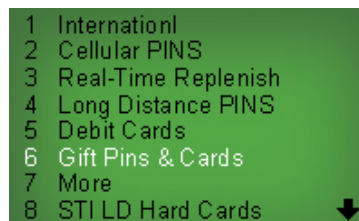
PAYSAFECARD TRANSACTION INSTRUCTIONS

Please follow the instructions below to process a paysafecard transaction through epay-terminal.

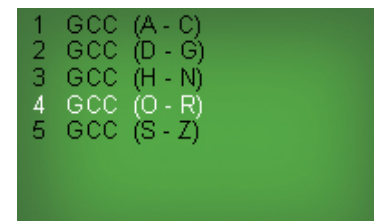
1. Press SALE



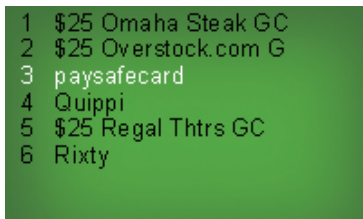
2. Select Number 6 GIFT PINS & CARDS



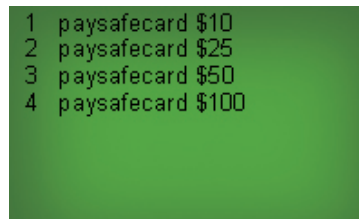
3. Select Number 4 GCC (O-R)



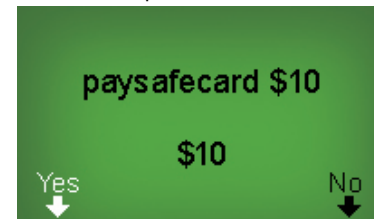
4. Select number 3 PAYSAFECARD



5. Select the amount the customer has requested. Vouchers are available in \$10, \$25, \$50 or \$100 denominations.



6. Press YES to process the transaction.



7. The paysafecard voucher will be printed. Hand over the voucher printout to the customer once he/she has paid. Done!

Alternatively paysafecard vouchers can also be issued via web POS. Choose the paysafecard logo which is displayed in the category OTHER PRODUCTS.

